

ENVIRONMENTAL PRODUCT DECLARATION

In accordance with ISO 14025:2006 and
EN 15804:2012+A2:2019/AC:2021 for:

ISOVER TECH Roof Slab 3.0

Version 1

Date of publication: 2025/06/16

Validity: 5 years

Valid until: 2030/06/16

Scope of the EPD®: Finland




THE INTERNATIONAL EPD® SYSTEM

The International EPD® System

Program operator: EPD international AB

Registration number: EPD-IES-0019808



Programme information

Programme:	The International EPD® System
Address:	EPD International AB - Box 210 60 - SE-100 31 Stockholm - Sweden
Website:	www.environdec.com
E-mail:	info@environdec.com

CEN standard EN 15804:2012 + A2:2019/AC:2021 serves as the Core Product Category Rules (PCR)

Product category rules (PCR): PCR 2019:14 Construction Products, version 1.3.2

Complementary PCR: (c-PCR-005), 2024-04-30. Thermal insulation products (EN 16783:2017)

PCR review was conducted by: The Technical Committee of the International EPD System. See www.environdec.com for a list of members.

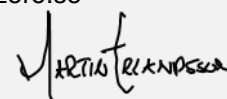
Review chair: Claudia A. Peña, University of Concepción, Chile. The review panel may be contacted via the Secretariat www.environdec.com/contact

Independent third-party verification of the declaration and data, according to ISO 14025:2006:

EPD verification by individual verifier

Third Party verifier: Martin Erlandsson, CarbonZero, martin.erlandsson@carbonzero.se

Approved by: The International EPD® System



Procedure for follow-up of data during EPD validity involves third part verifier: Yes No

The EPD owner has the sole ownership, liability and responsibility for the EPD.

EPDs within the same product category but registered in different EPD programmes, or not compliant with EN 15804, may not be comparable. For two EPDs to be comparable, they shall be based on the same PCR (including the same version number up to the first two digits) or be based on fully aligned PCRs or versions of PCRs; cover products with identical functions, technical performances and use (e.g. identical declared/functional units); have equivalent system boundaries and descriptions of data; apply equivalent data quality requirements, methods of data collection, and allocation methods; apply identical cut-off rules and impact assessment methods (including the same version of characterisation factors); have equivalent content declarations; and be valid at the time of comparison. For further information about comparability, see EN 15804 and ISO 14025.

Product information

Product name: ISOVER TECH Roof Slab 3.0

Functional unit: 1 m² of product with a thermal resistance of 1 K.m².W⁻¹ and a thickness of 37 mm

UN CPC CODE: 37990 Non-metallic mineral products n.e.c. (including mineral wool, expanded mineral materials, worked mica, articles of mica, non-electrical articles of graphite or other carbon and articles of peat)

GTIN Number(s): listed in Additional information section

Company information

Manufacturer: Saint-Gobain Finland Oy, Strömberginkuja 2 (PL 70) FI-00381 Helsinki, Finland

Website: www.saint-gobain.fi

Production plant: Isover Forssa, Finland

Management system-related certification: DS/EN ISO 9001, DS/EN ISO 14001

LCA & EPD Information

Owner of the declaration: Saint-Gobain Finland Oy

Contact person: Anne Kaiser (anne.kaiser@saint-gobain.com)

EPD[®] prepared by: Päivi Pesu (paivi.pesu@saint-gobain.com)

Type of EPD: Cradle-to-grave and module D

Geographical scope of the EPD[®]: Finland

Year of data collection: 2023



Product description

Product description and description of use

This Environmental Product Declaration (EPD[®]) describes the environmental impacts of 1 m² of glass wool with a thermal resistance of 1 K.m².W⁻¹ of ISOVER TECH Roof Slab 3.0.

ISOVER TECH Roof Slab 3.0 is an uncoated glass wool slab for insulation of tank roofs. The product is available in thicknesses 50-180 mm.

This EPD applies for one specific product produced in one plant of Saint-Gobain Finland Oy. The production site of Forssa use mineral raw materials, recycled glass cullet, and fusion and fiberizing techniques to produce glass wool. The products are obtained in the form of a "glass wool mat" characterized with a soft and airy structure.

For more information: tekniiset.isover.fi/Tuotteet/tech-roof-slab-30

Technical data/physical characteristics

Parameter	Value / Description
Thermal resistance	1 K.m ² .W ⁻¹ (UNE EN 12667)
Thermal conductivity	0,037 W/(m.K) (UNE EN 12667)
Reaction to fire	A2-s1,d0 (UNE EN 13501-1)
Compressive strength	20 kPa
Density	73-80 kg/m ³

Declaration of the main product components and/or materials

Parameter	Value
Quantity for 1 m ² of product	2,960 kg/m ² of finished product
Thickness	37 mm
Facing	none

Description of the main components and/or materials:

Product components	Weight (%)	Post-consumer recycled material weight (%)	Biogenic material weight-% and kg C/ FU
Mineral materials	10 – 20 %	0 %	0% / 0 kg
Recycled glass (external cullet)	73 %	100 %	0% / 0 kg
Additives	0 – 2 %	0 %	0% / 0 kg
Binder	2 – 10 %	0 %	0% / 0 kg
Sum	100%	100%	100% / 0 kg

Packaging materials	Weight (kg)	Weight-% (vs the product)	Post-consumer recycled material weight (%)	Biogenic material, weight- kg C / product
Packaging film (LDPE)	0,023 kg	0,8 %	17 %	0 kg
Stretch film	0,003 kg	0,1 %	0 %	0 kg
Wooden pallet	0,129 kg	3,3 %	0 %	0,12 kg
Paper label	0,002 kg	0,06 %	0 %	< 0,001 kg

Hazardous substances

At the date of issue of this declaration, there is no “Substance of Very High Concern” (SVHC) in concentration above 0,1% by weight, and neither do their packaging, following the European REACH regulation (Registration, Evaluation, Authorization and Restriction of Chemicals).

The verifier and the program operator do not make any claim nor have any responsibility of the legality of the product.

LCA calculation information

Parameter	Value / Description
Type of EPD	Cradle to grave and module D
Functional unit	Providing a thermal insulation on 1 m ² of product with a thermal resistance of 1K.m ² .W-1 and a thickness of 37 mm during 60 years
System boundaries	Cradle to grave (A1 - A3, A4, A5, B1–B7, C1–C4) and module D
Reference service life (RSL)	The Reference Service Life (RSL) of the insulation product is 60 years, provided that the product is installed correct into the building. This 60-year value is the amount of time that we recommend our products last for without refurbishment and corresponds to standard building design life.
Cut-off rules	<p>All data is available, no cut-off rules has been applied.</p> <p>In the case that there is not enough information, the process energy and materials representing less than 1% of the whole energy and mass used can be excluded (if they do not cause significant impacts). The addition of all the inputs and outputs excluded cannot be bigger than the 5% of the whole mass and energy used, as well of the emissions to environment occurred.</p> <p>Flows related to human activities such as employee transport are excluded.</p> <p>The construction of plants, production of machines and transportation systems are excluded since the related flows are supposed to be negligible compared to the production of the building product when compared at these systems lifetime level.</p>
Allocations	<p>Allocation has been avoided when possible and when not possible a mass allocation has been applied.</p> <p>The polluter pays and the modularity principles as well have been followed.</p>
Geographical coverage And time period	<p>Scope: Finland</p> <p>Data is collected from 1 production site located in Finland</p> <p>Data collected for the year 2023</p>
Background data source Software	<p>The databases Sphera 2023.2 and ecoinvent v.3.9.1</p> <p>Sphera LCA for experts (GaBi) 10</p>

LCA scope

	Product stage			Construction stage		Use stage							End of life stage				Benefits and loads beyond the system boundary
	Raw material supply	Transport	Manufacturing	Transport	Construction-Installation process	Use	Maintenance	Repair	Replacement	Refurbishment	Operational energy use	Operational water use	De-construction demolition	Transport	Waste processing	Disposal	Reuse-recovery
Module	A1	A2	A3	A4	A5	B1	B2	B3	B4	B5	B6	B7	C1	C2	C3	C4	D
Modules declared	X	X	X	X	X	X	X	X	X	X	X	X	X	X	X	X	X
Geography	GLO	GLO	FI	FI	EU-27	-	-	-	-	-	-	-	FI	FI	FI	FI	EU-27
Specific data used ¹	>39% GWP- GHG																
Variation products	0%																
Variation sites	0%																

System boundaries (X = included, ND = not declared)

Life cycle stages



¹ For this study, specific data is considered as energy and water consumptions, wastes and emissions related to the manufacturing process as well as transportation.

A1-A3, Product stage

The product stage of the glass wool products is subdivided into 3 modules:

A1, Raw materials supply

This module includes the extraction and transformation of raw materials.

A2, Transport to the manufacturer

This module includes the transportation of raw materials and packaging to the manufacturing site. The modelling includes road, ship and/or train transportations.

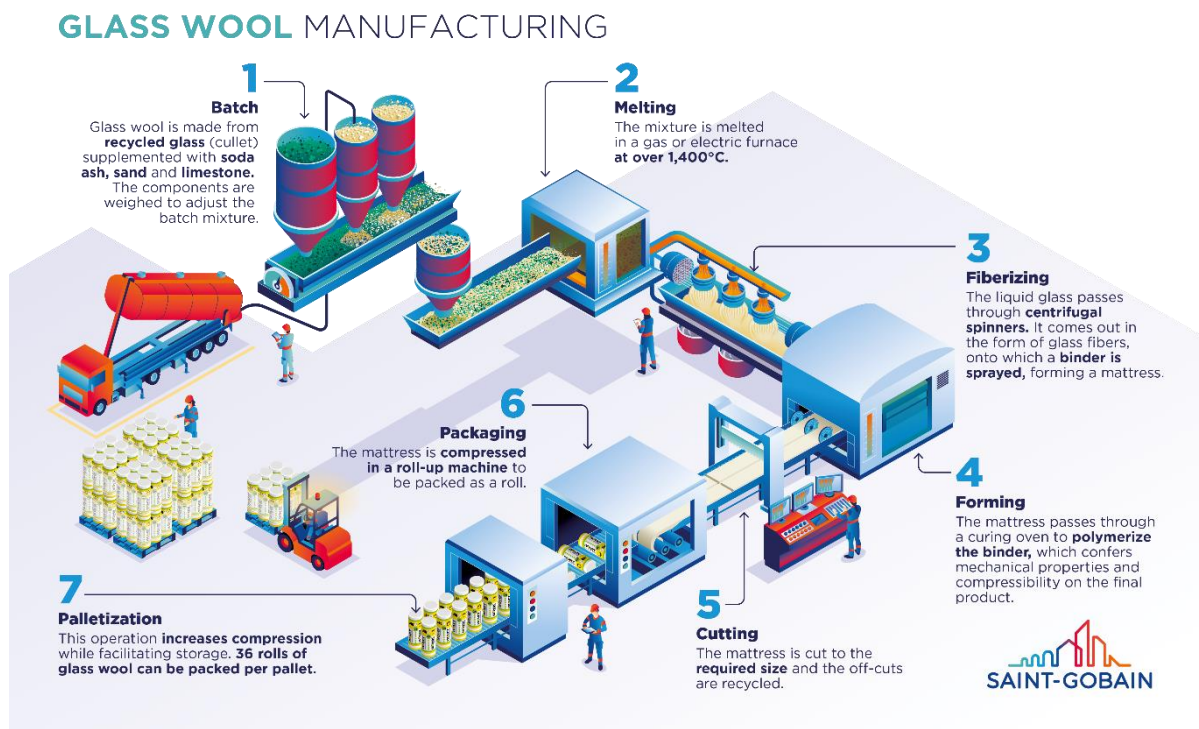
A3, Manufacturing

This module includes the manufacture of products such as (fusion, fiberizing, etc) and the manufacture of packaging. The production of packaging material is considered at this stage. The processing of any waste arising from this stage is also included.

During the manufacturing process, electricity based on 100% renewable electricity bought with Guarantee of Origin (GO) has been used. The amount of electricity purchases with GO's correspond to 100% of the electricity consumed at the manufacturing site, leaving 0% to be covered by national grid mix.

During the manufacturing physically supplied biogas is also used. The use, and thus the EPD will be evaluated annually.

Manufacturing process flow diagram



Manufacturing in detail:

Glass wool is made from high-temperature molten glass that is blown away using centrifugal force to form fine cotton-like fibers. Then, a binder is sprayed on the material to form it, and the product is heated in an oven. Hereafter, the product is cut to size and packed.

Electricity information

The electricity used during the manufacturing (A3) is based on the following:

Parameter	Value / Description
Location	Electricity purchased by Saint-Gobain Finland Oy
Share of electricity covered by Guarantee of Origin	100% of the electricity consumption is covered by the GO 0% of electricity consumption is covered by residual mix
Geographical representativeness description	Split of electricity bought with Guarantee of Origin: Hydro 100 %
Reference year	For GO: 2023 <i>The GO will be prolonged to be valid at least to the validity of this EPD.</i>
Type of dataset	Cradle to gate from Sphera and ecoinvent databases
Source	Guarantee of Origin: Sphera dataset (2023) and Entelios
CO₂ emission (kg CO₂ eq. / kWh) (Based on Climate Change Fossil Indicator)	Guarantee of Origin: 0,00617 kg of CO ₂ eq /kWh

A4-A5, Construction process stage

The construction process is divided into 2 modules:

A4, Transport to the building site: This module includes transport from the production gate to the building site. Transport is calculated based on a scenario with the parameters described in the following table.

Parameter	Value / Description
Fuel type and consumption of vehicle or vehicle type used for transport e.g., long distance truck, boat, etc.	Freight truck, maximum load weight of 27 t and consumption of 0,38 liters diesel per km.
Distance	157 km by truck
Capacity utilization (including empty returns)	100% of the capacity in volume 26% of the capacity in weight 30% of empty returns

A5, Installation in the building: This module includes the installation of the product manually, no additional accessories nor energy are considered.

Parameter	Value / Description
Wastage of materials on the building site before waste processing, generated by the product's installation (specified by type)	2% for product 100% for packaging
Output materials (specified by type) as results of waste processing at the building site e.g., of collection for recycling, for energy recovering, disposal (specified by route)	Product waste: 100 % to landfill Pallet & LDPE: 53% to recycling, 41% to landfill, 6% recovery to energy Other packaging: 100% to landfill
Re-use of pallet	Re-used 7 times before End-of-life
Distance to waste treatment facilities	50 km to landfill by truck 50 km to recovery by truck
Direct emissions to ambient air, soil, and water	None

The transport of waste is modelled as in C2.

B1-B7, Use stage (excluding potential savings)

The use stage is divided into the following modules:

- **B1:** Use
- **B2:** Maintenance
- **B3:** Repair
- **B4:** Replacement
- **B5:** Refurbishment
- **B6:** Operational energy use
- **B7:** Operational water use

The product has a reference service life of 60 years. This assumes that the product will last in situ with no requirements for maintenance, repair, replacement, or refurbishment throughout this period. Therefore, it has no impact at this stage.

C1-C4, End of Life Stage

This stage includes the following modules:

- **C1:** The de-construction and/or dismantling of the product takes part of the demolition of the entire building.
- **C2:** Transport to waste processing
- **C3:** Waste processing for reuse, recovery and/or recycling
- **C4:** Waste disposal, including physical pre-treatment and site management.

Description of the scenarios and additional technical information for the end of life:

Parameter	Value / Description
Energy for demolition	0,045 MJ/kg product of diesel
Collection process specified by type	The entire product 2,960 kg of glass wool including facing is collected with mixed construction waste
Recovery system specified by type	There is no recovery, recycling or reuse of the product once it has reached its end-of-life phase.
Disposal specified by type	2,960 kg of product is landfilled
Assumptions for scenario development (e.g. transportation)	The waste going to landfill will be transported by truck with 24 t payload, consuming 0,38 liters diesel per km. Transport distance to landfill: 50 km

D, Reuse/recovery/recycling potential

There are secondary materials in the product and the packaging. Reuse, recycling, and/or incineration with energy recovery is considered for the packaging. Therefore, benefits or loads on stage D are reported.

LCA results

As specified in EN 15804:2012+A2:2019/AC:2021 and the Product Category Rules, the environmental impacts are declared and reported using the baseline characterization factors from the ILCD. Raw materials and energy consumption, as well as transport distances have been taken directly from the manufacturing plant. Characterization factors of EN15804 are based on EF 3.1.

The estimated impact results are only relative statements which do not indicate the end points of the impact categories, exceeding threshold values, safety margins or risks.








All emissions to air, water, and soil, and all materials and energy used have been included.

The results of the impact categories abiotic depletion of minerals and metals, land use, human toxicity (cancer), human toxicity, noncancer and ecotoxicity (freshwater) may be highly uncertain in LCAs that include capital goods/infrastructure in generic datasets, in case infrastructure/capital goods contribute greatly to the total results. This is because the LCI data of infrastructure/capital goods used to quantify these indicators in currently available generic datasets sometimes lack temporal, technological and geographical representativeness. Caution should be taken when using the results of these indicators for decision-making purposes.

Since this EPD includes module C, we strongly advise not to use the results of modules A1-A3 without considering the results of module C.











Results refer to a functional unit of 1 m² of glass wool with thermal resistance of 1 K.m².W⁻¹ for a thickness of 37 mm. To obtain results with different commercial thicknesses see Additional information section.

Environmental Impacts

Environmental indicators		PRODUCT STAGE	CONSTRUCTION STAGE		USE STAGE							END OF LIFE STAGE				BENEFITS AND LOADS BEYOND THE LIFE CYCLE
		A1 / A2 / A3	A4 Transport	A5 Installation	B1 Use	B2 Maintenance	B3 Repair	B4 Replacement	B5 Refurbishment	B6 Operational energy use	B7 Operational water use	C1 Deconstruction / demolition	C2 Transport	C3 Waste processing	C4 Disposal	D Reuse, recovery, recycling
	Climate Change [kg CO ₂ eq.]	2,21E+00	6,75E-02	2,08E-01	0	0	0	0	0	0	0	1,32E-02	1,08E-02	0	5,90E-02	-1,69E-02
	Climate Change (fossil) [kg CO ₂ eq.]	2,26E+00	6,67E-02	5,67E-02	0	0	0	0	0	0	0	1,32E-02	1,06E-02	0	4,38E-02	-1,71E-02
	Climate Change (biogenic) [kg CO ₂ eq.]	-5,35E-02	1,76E-04	1,51E-01	0	0	0	0	0	0	0	1,67E-06	2,85E-05	0	1,50E-02	2,01E-04
	Climate Change (land use change) [kg CO ₂ eq.]	1,86E-03	6,25E-04	4,72E-05	0	0	0	0	0	0	0	1,49E-06	9,81E-05	0	1,38E-04	-7,69E-06
	Ozone depletion [kg CFC-11 eq.]	6,34E-06	5,91E-15	1,27E-07	0	0	0	0	0	0	0	2,10E-10	1,38E-15	0	1,13E-13	-1,15E-10
	Acidification terrestrial and freshwater [Mole of H ⁺ eq.]	1,09E-02	8,63E-05	2,42E-04	0	0	0	0	0	0	0	1,23E-04	1,35E-05	0	3,15E-04	-6,63E-05
	Eutrophication freshwater [kg P eq.]	2,94E-04	2,46E-07	6,59E-06	0	0	0	0	0	0	0	4,06E-07	3,87E-08	0	8,95E-08	-2,92E-06
	Eutrophication marine [kg N eq.]	3,10E-03	3,13E-05	8,12E-05	0	0	0	0	0	0	0	5,68E-05	4,72E-06	0	8,15E-05	-9,93E-06
	Eutrophication terrestrial [Mole of N eq.]	3,04E-02	3,65E-04	6,86E-04	0	0	0	0	0	0	0	6,17E-04	5,53E-05	0	8,97E-04	-1,17E-04
	Photochemical ozone formation - human health [kg NMVOC eq.]	8,40E-03	7,61E-05	1,96E-04	0	0	0	0	0	0	0	1,83E-04	1,18E-05	0	2,46E-04	-7,91E-05
	Resource use, mineral and metals [kg Sb eq.] ²	1,31E-04	4,38E-09	2,64E-06	0	0	0	0	0	0	0	4,61E-09	7,02E-10	0	2,05E-09	-4,80E-08
	Resource use, energy carriers [MJ] ²	4,26E+01	9,18E-01	9,29E-01	0	0	0	0	0	0	0	1,73E-01	1,44E-01	0	5,92E-01	-6,84E-01
	Water deprivation potential [m ³ world equiv.] ²	1,17E+00	7,78E-04	2,51E-02	0	0	0	0	0	0	0	5,84E-04	1,28E-04	0	4,88E-03	-1,06E-02









² Disclaimer: The results of this environmental impact indicator shall be used with care as the uncertainties on these results are high or as there is limited experienced with the indicator.

Resources Use


Resources Use indicators	PRODUCT STAGE	CONSTRUCTION STAGE		USE STAGE							END OF LIFE STAGE				BENEFITS AND LOADS BEYOND THE LIFE CYCLE
	A1 / A2 / A3	A4 Transport	A5 Installation	B1 Use	B2 Maintenance	B3 Repair	B4 Replacement	B5 Refurbishment	B6 Operational energy use	B7 Operational water use	C1 Deconstruction / demolition	C2 Transport	C3 Waste processing	C4 Disposal	D Reuse, recovery, recycling
 Use of renewable primary energy (PERE) [MJ] ³	4,32E+01	6,50E-02	8,70E-01	0	0	0	0	0	0	0	9,86E-04	1,05E-02	0	9,65E-02	-1,23E-02
 Renewable primary energy resources used as raw materials (PERM) [MJ] ³	1,58E+00	0	-1,34E+00	0	0	0	0	0	0	0	0	0	0	0	0
 Total use of renewable primary energy resources (PERT) [MJ] ³	4,48E+01	6,50E-02	-4,69E-01	0	0	0	0	0	0	0	9,86E-04	1,05E-02	0	9,65E-02	-1,23E-02
 Use of non-renewable primary energy (PENRE) [MJ] ³	3,38E+01	9,20E-01	7,54E-01	0	0	0	0	0	0	0	1,73E-01	1,45E-01	0	5,92E-01	-6,84E-01
 Non-renewable primary energy resources used as raw materials (PENRM) [MJ] ³	9,02E+00	0	-4,41E-01	0	0	0	0	0	0	0	0	0	0	0	0
 Total use of non-renewable primary energy resources (PENRT) [MJ] ³	4,29E+01	9,20E-01	3,12E-01	0	0	0	0	0	0	0	1,73E-01	1,45E-01	0	5,92E-01	-6,84E-01
 Input of secondary material (SM) [kg]	2,39E+00	0	4,78E-02	0	0	0	0	0	0	0	0	0	0	0	0
 Use of renewable secondary fuels (RSF) [MJ]	0	0	0	0	0	0	0	0	0	0	0	0	0	0	0
 Use of non-renewable secondary fuels (NRSF) [MJ]	0	0	0	0	0	0	0	0	0	0	0	0	0	0	0
 Use of net fresh water (FW) [m ³]	3,31E-02	7,16E-05	7,01E-04	0	0	0	0	0	0	0	1,36E-05	1,15E-05	0	1,50E-04	-2,46E-04

³ From EPD International Construction Product PCR 1.3.2 (Annex 3). The option B was retained to calculate the primary energy use indicators.

Waste Category & Output flows

Waste Category & Output Flows	Product stage	Construction stage		Use stage							End of life stage				Benefits and loads beyond the life cycle
	A1 / A2 / A3	A4 Transport	A5 Installation	B1 Use	B2 Maintenance	B3 Repair	B4 Replacement	B5 Refurbishment	B6 Operational energy use	B7 Operational water use	C1 Deconstruction / demolition	C2 Transport	C3 Waste processing	C4 Disposal	D Reuse, recovery, recycling
 Hazardous waste disposed (HWD) [kg]	1,23E-03	3,40E-12	2,48E-05	0	0	0	0	0	0	0	1,16E-06	4,48E-13	0	1,29E-11	-1,32E-07
 Non-hazardous waste disposed (NHWD) [kg]	1,07E+00	1,33E-04	1,05E-01	0	0	0	0	0	0	0	1,07E-03	2,21E-05	0	2,96E+00	-1,54E-03
 Radioactive waste disposed (RWD) [kg]	2,13E-04	1,19E-06	4,48E-06	0	0	0	0	0	0	0	1,90E-08	2,71E-07	0	6,74E-06	-3,53E-07
 Components for re-use (CRU) [kg]	0	0	9,07E-02	0	0	0	0	0	0	0	0	0	0	0	0
 Materials for Recycling (MFR) [kg]	2,43E-01	0	2,59E-02	0	0	0	0	0	0	0	0	0	0	0	0
 Material for Energy Recovery (MER) [kg]	0	0	0	0	0	0	0	0	0	0	0	0	0	0	0
 Exported electrical energy (EEE) [MJ]	0	0	1,22E-02	0	0	0	0	0	0	0	0	0	0	0	0
 Exported thermal energy (EET) [MJ]	0	0	2,18E-02	0	0	0	0	0	0	0	0	0	0	0	0

Supplementary indicator for climate impact (according to PCR)

Environmental indicators	Product stage	Construction stage		Use stage							End of life stage				Benefits and loads beyond the life cycle
	A1 / A2 / A3	A4 Transport	A5 Installation	B1 Use	B2 Maintenance	B3 Repair	B4 Replacement	B5 Refurbishment	B6 Operational energy	B7 Operational water use	C1 Deconstruction / demolition	C2 Transport	C3 Waste processing	C4 Disposal	D Reuse, recovery, recycling
 GWP-GHG / GWP-IOBC [kg CO ₂ eq.] ⁴	2,37E+00	6,75E-02	6,28E-02	0	0	0	0	0	0	0	1,32E-02	1,08E-02	0	4,42E-02	-1,69E-02

Information on biogenic carbon content

Biogenic Carbon Content	At factory gate
 Biogenic carbon content in product [kg]	0
 Biogenic carbon content in packaging [kg]	4,31E-02

Note: 1 kg biogenic carbon is equivalent to 44/12 kg CO₂.

The packaging contains biogenic carbon due to wooden pallet and paper labels.

⁴ This indicator accounts for all greenhouse gases except biogenic carbon dioxide uptake and emissions and biogenic carbon stored in the product and packaging. As such, the indicator is identical to GWP-total except that the CF for biogenic CO₂ is set to zero.

Additional information

Conversion to mass and to specific thicknesses

This EPD[®] includes the range of thicknesses between 37 mm and 180 mm by applying a conversion factor. All the results of this EPD[®] refer to the reference thickness of 37 mm with a value of $R=1 \text{ K.m}^2.\text{W}^{-1}$.

In the table below the main thicknesses of the product are listed. To convert the results of all indicators of all modules to other thicknesses, the results expressed in this EPD[®] must be multiplied by its corresponding conversion factor in the table below. Conversion factors of thicknesses not listed below can be calculated by interpolating using values from the table.

Also, a conversion factor is given to convert the results per 1 kg of product.

Product		Conversion factor to thickness	Conversion to mass
GTIN	Thickness (mm)	All indicators	
R=1	37	--	0,34
6416923090518	50	1,4	--
6416923089635	60	1,6	--
6416923089628	80	2,1	--
6416923076536 6416923095391	100	2,5	--
6416923089864	120	2,4	--
6416923089857	150	3,0	--
6416923096848	180	3,6	--

Differences versus previous versions

This is the first version of the EPD.

References

1. ISO 14040:2006: Environmental Management-Life Cycle Assessment-Principles and framework.
2. ISO 14044:2006: Environmental Management-Life Cycle Assessment-Requirements and guidelines.
3. ISO 14025:2006: Environmental labels and Declarations-Type III Environmental Declarations-Principles and procedures.
4. EN 15804:2012+A2:2019/AC:2021 - Sustainability of construction works - Environmental product declarations - Core rules for the product category of construction products
5. EN 16783:2017 Thermal insulation products - Product category rules (PCR) for factory made and in-situ formed products for preparing environmental product declarations, version 2024-04-30.
6. EPD International. General Program Instructions (GPI) for the International EPD® System (version 4.0) www.environdec.com.
7. The International EPD System PCR 2019:14 Construction products and Construction services. Version 1.3.2
8. European Chemical Agency, Candidate List of substances of very high concern for Authorization. <https://echa.europa.eu/candidate-list-table>
9. Project report for the verification of the Environmental Product Declaration of insulation products, Saint-Gobain Finland Oy, 2025. LCA report-Insulation_2024_Forssa_v1_SGFinland.docx.